






एमएसटीसी लिमिटेड  
(भारत सरकार का उपक्रम)  
**MSTC Limited**  
(A Govt. of India Enterprise)


**Table I - Summary Statement holding of specified securities.**

Category	Category of shareholder	Nos. of shareholders	No. of fully paid up equity shares held	Total nos. shares held	Shareholding as a % of total no. of shares (calculated as per SCRR, 1957) As a % of (A+B+C2)	Number of Voting Rights held in each class of securities			Shareholding, as a % assuming full conversion of convertible securities (as a percentage of diluted share capital) As a % of (A+B+C2)	Number of Locked in shares		Number of equity shares held in dematerialized form
						No of Voting Rights	Total as a % of (A+B+C)			No	As a % of total Shares held	
(I)	(II)	(III)	(IV)	(VII) = (IV)+(V)+ (VI)	(VIII)	(IX)			(XI)= (VII)+(X)	(XII)	(XIV)	
						Class X	Total			(a)	(b)	
A	Promoter & Promoter Group	1	45580800	45580800	64.75	45580800	45580800	64.75	64.75	-	-	45580800
B	Public	92580	24819200	24819200	35.25	24819200	24819200	35.25	35.25	-	-	24678500
C	Non Promoter-Non Public	0	0	0	0	0	0	0	-	-	-	0
C1	Shares underlying DRs	0	0	0	0	0	0	0	-	-	-	0
C2	Shares held by Employee Trusts	0	0	0	0	0	0	0	0	-	-	0
	<b>Total</b>	<b>92,581</b>	<b>70400000</b>	<b>70400000</b>	<b>100</b>	<b>70400000</b>	<b>70400000</b>	<b>100</b>	<b>100</b>	<b>-</b>	<b>-</b>	<b>70259300</b>



**Table II - Statement showing shareholding pattern of the Promoter and Promoter Group**

Category	Category and name of shareholder	Nos. of shareholders	No. of fully paid up equity shares held	Total nos. shares held	Shareholding as a % of total no. of shares (calculated as per SCRR, 1957) As a % of (A+B+C2)	Number of Voting Rights held in each class of securities		Shareholding, as a % assuming full conversion of convertible securities ( as a percentage of diluted share capital) As a % of (A+B+C2)	Number of Locked in shares		Number of equity shares held in dematerialized form	
						No of Voting Rights	Total as a % of (A+B+C)		No	As a % of total Shares held		
	(I)	(III)	(IV)	(VII) = (IV)+(V)+(VI)	(VIII)	(IX)		(XI) = (VII)+(X)	(XII)		(XIV)	
						Class X	Total		(a)	(b)		
A1)	Indian	0	0	0	0	0	0	0	0	0	0	
a	Central Government/ State Government(s)	1	45580800	45580800	64.75	45580800	45580800	64.75	64.75	-	-	45580800
	PRESIDENT OF INDIA	1	45580800	45580800	64.75	45580800	45580800	64.75	64.75	-	-	45580800
b	Individuals/Hindu undivided Family	0	0	0	0	0	0	0	0	-	-	0
c	Financial Institutions/ Banks	0	0	0	0	0	0	0	0	-	-	0
d	Any Other (specify)	0	0	0	0	0	0	0	0	-	-	0



	<b>Sub-Total A1</b>	<b>1</b>	<b>45580800</b>	<b>45580800</b>	<b>64.75</b>	<b>45580800</b>	<b>45580800</b>	<b>64.75</b>	<b>64.75</b>	<b>-</b>	<b>-</b>	<b>45580800</b>
<b>A2</b>	<b>Foreign</b>	<b>0</b>	<b>0</b>	<b>0</b>	<b>0</b>	<b>0</b>	<b>0</b>	<b>0</b>	<b>0</b>	<b>-</b>	<b>-</b>	<b>0</b>
<b>a</b>	<b>Individuals (Non-Resident Individuals/ Foreign Individuals)</b>	<b>0</b>	<b>0</b>	<b>0</b>	<b>0</b>	<b>0</b>	<b>0</b>	<b>0</b>	<b>0</b>	<b>-</b>	<b>-</b>	<b>0</b>
<b>b</b>	<b>Government</b>	<b>0</b>	<b>0</b>	<b>0</b>	<b>0</b>	<b>0</b>	<b>0</b>	<b>0</b>	<b>0</b>	<b>-</b>	<b>-</b>	<b>0</b>
<b>c</b>	<b>Institutions</b>	<b>0</b>	<b>0</b>	<b>0</b>	<b>0</b>	<b>0</b>	<b>0</b>	<b>0</b>	<b>0</b>	<b>-</b>	<b>-</b>	<b>0</b>
<b>d</b>	<b>Foreign Portfolio Investor</b>	<b>0</b>	<b>0</b>	<b>0</b>	<b>0</b>	<b>0</b>	<b>0</b>	<b>0</b>	<b>0</b>	<b>-</b>	<b>-</b>	<b>0</b>
<b>e</b>	<b>Any Other (specify)</b>	<b>0</b>	<b>0</b>	<b>0</b>	<b>0</b>	<b>0</b>	<b>0</b>	<b>0</b>	<b>0</b>	<b>-</b>	<b>-</b>	<b>0</b>
	<b>Sub-Total A2</b>	<b>0</b>	<b>0</b>	<b>0</b>	<b>0</b>	<b>0</b>	<b>0</b>	<b>0</b>	<b>0</b>	<b>-</b>	<b>-</b>	<b>0</b>
	<b>Total Shareholding of Promoter and Promoter Group A = A1+A2</b>	<b>1</b>	<b>45580800</b>	<b>45580800</b>	<b>64.75</b>	<b>45580800</b>	<b>45580800</b>	<b>64.75</b>	<b>64.75</b>	<b>-</b>	<b>-</b>	<b>45580800</b>





एमएसटीसी लिमिटेड  
(भारत सरकार का उपक्रम)  
**MSTC Limited**  
(A Govt. of India Enterprise)

**Table III - Statement showing shareholding pattern of the Public shareholder**

Category	Category and name of shareholder	Nos. of shareholders	No. of fully paid up equity shares held	Total nos. shares held	Shareholding as a % of total no. of shares (calculated as per SCRR, 1957) As a % of (A+B+C2)	Number of Voting Rights held in each class of securities		Shareholding , as a % assuming full conversion of convertible securities ( as a percentage of diluted share capital) As a % of (A+B+C2)	Number of equity shares held in dematerialized form	Sub-Categorization of Shares			
						Class X	Total			Sub Category _I	Sub Category _II	Sub Category _III	
	(I)	(III)	(IV)	(VII) = (IV)+(V)+ (VI)	(VIII)	(IX)		(XI) = (VII)+(X)	(XIV)	Shareholding (No. of shares) under			
						No of Voting Rights		Total as a % of (A+B+C)					
						Class X	Total						
B1)	Institutions (Domestic)	0	0		0.0			0.0			-	-	-
	Mutual Funds	5	73791	73791	0.10	73791	73791	0.10	0.10	73791			
	Alternate Investment Fund	0	0		0			0					





एमएसटीसी लिमिटेड  
(भारत सरकार का उपक्रम)  
**MSTC Limited**  
(A Govt. of India Enterprise)


	Insurance Companies	2	777643	777643	1.10	777643	777643	1.10	1.10	777643			
	NBFCs registered with RBI	0			0.00			0.00					
	<b>Sub-Total B1</b>	<b>7</b>	<b>851434</b>	<b>851434</b>	<b>1.21</b>	<b>851434</b>	<b>851434</b>	<b>1.21</b>	<b>1.21</b>	<b>851434</b>			
B2)	Institutions (Foreign)	0	0		0.0			0.0			-	-	-
	Foreign Portfolio Investors Category I	41	2761506	2761506	3.92	2761506	2761506	3.92	3.92	2761506			
	Jupiter India Fund	1	1210034	1210034	1.72	1210034	1210034	1.72	1.72	1210034			
	Foreign Portfolio Investors Category II	2	5532	5532	0.01	5532	5532	0.01	0.01	5532			
	<b>Sub-Total B2</b>	<b>43</b>	<b>2767038</b>	<b>2767038</b>	<b>3.93</b>	<b>2767038</b>	<b>2767038</b>	<b>3.93</b>	<b>3.93</b>	<b>2767038</b>			
B3)	Central Government/ State Government(s)/ President of India	0	0		0.0			0.0			-	-	-





एमएसटीसी लिमिटेड  
(भारत सरकार का उपक्रम)  
**MSTC Limited**  
(A Govt. of India Enterprise)

B4)	Non-institutions	0	0		0.0			0.0			-	-	-
	IEPF	1	147842	147842	0.21	147842	147842	0.21	0.21	147842			
	Resident Individuals holding nominal share capital up to Rs. 2 lakhs.	88625	13398491	13398491	19.03	13398491	13398491	19.03	19.03	13353791			
	Resident Individuals holding nominal share capital in excess of Rs. 2 lakhs.	72	3016090	3016090	4.28	3016090	3016090	4.28	4.28	2920090			
	Non-Resident Indian (NRI)	1393	858411	858411	1.22	858411	858411	1.22	1.22	858411			
	Bodies Corporate	417	2968519	2968519	4.22	2968519	2968519	4.22	4.22	2968519			
	Any Other(Specify)	2022	811375	811375	1.15	811375	811375	1.15	1.15	811375			
	Firm	1	502	502	0.0	502	502	0.0	0.0	502			
	Employees	51	13506	13506	0.02	13506	13506	0.02	0.02	13506			
	HUF	1945	729311	729311	1.04	729311	729311	1.04	1.04	729311			





एमएसटीसी लिमिटेड  
(भारत सरकार का उपक्रम)  
**MSTC Limited**  
(A Govt. of India Enterprise)

	Trusts	5	14751	14751	0.02	14751	14751	0.02	0.02	14751			
	Clearing Members	20	53305	53305	0.08	53305	53305	0.08	0.08	53305			
	Sub-Total B4	92530	21200728	21200728	30.11	21200728	21200728	30.11	30.11	21060028			
	Total Public Shareholding B= B1+B2+B3+B4	92580	24819200	2,48,19,200	35.25	24819200	24819200	35.25	35.25	24678500			





एमएसटीसी लिमिटेड  
(भारत सरकार का उपक्रम)  
**MSTC Limited**  
(A Govt. of India Enterprise)

Table IV - Statement showing shareholding pattern of the Non Promoter- Non Public shareholder

Category	Category and name of shareholder	Nos. of shareholders	No. of fully paid up equity shares held	Total nos. shares held	Shareholding as a % of total no. of shares (calculated as per SCRR, 1957) As a % of (A+B+C2)	Number of Voting Rights held in each class of securities		Shareholding , as a % assuming full conversion of convertible securities ( as a percentage of diluted share capital) As a % of (A+B+C2)	Number of equity shares held in dematerialized form	
						No of Voting Rights	Total as a % of (A+B+C)			
	(I)	(III)	(IV)	(VII) = (IV)+(V)+ (VI)	(VIII)	Class X	Total	(XI)= (VII)+(X)	(XIV)	
C1	Custodian/DR Holder	0	0	0	-	0	0	0	-	0
C2	Employee Benefit Trust (under SEBI (Share based Employee Benefit) Regulations, 2014)	0	0	0	0	0	0	0	0	0
	Total Non-Promoter- Non Public Shareholding C= C1+C2	0	0	0	-	0	0	0	-	0
	Total(A+B+C2)	92581	70400000	70400000	100	70400000	0	100	100	70259300
	Total(A+B+C)	92581	70400000	70400000	100	70400000		100	100	70259300



